



Radiography (as private and confidential)

Survey Results

This email contains evaluation results for Radiographic Pathology 2 / SEQ_DUT:

Please take note of the following with regards to the interpretation of results:

SCALE

- 1 = Strongly agree
- 2 = Agree
- 3 = Neutral
- 4 = Disagree
- 5 = Strongly disagree

AVERAGE RATING

- 1 to 2.4 (green): Mean value is within the quality guideline (ensure quality is sustained)
- 2.5 to 3.5 (yellow): Mean is within the range of tolerance (need to guard against slippage)
- 3.6 to 5 (red): Mean value is below the quality guideline (urgent attention needed)

Note: Adobe Acrobat Reader must be installed on your computer in order to view the files.

Your EvaSys Administrator

Radiography

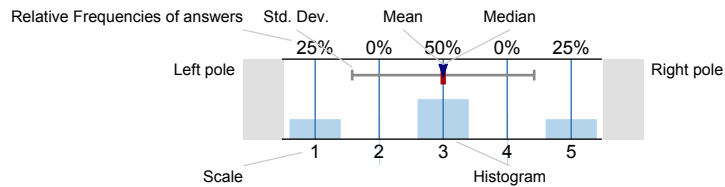
Radiographic Pathology 2 ()
No. of responses = 56



Survey Results

Legend

Question text



n=No. of responses
av.=Mean
md=Median
dev.=Std. Dev.
ab.=Abstention



Quality index

Description of quality symbol



Mean value is below the quality guideline.




Mean is within the range of tolerance for the quality guideline.




Mean value is within the quality guideline.

GENERAL DETAILS

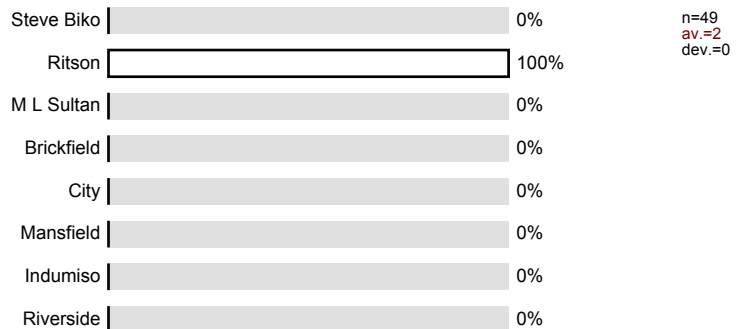
GENDER:




AGE GROUP:



CAMPUS:

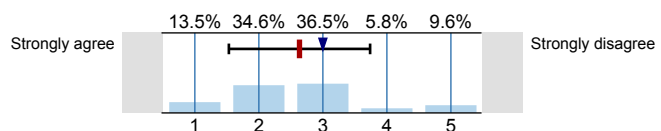


MODE OF STUDY:



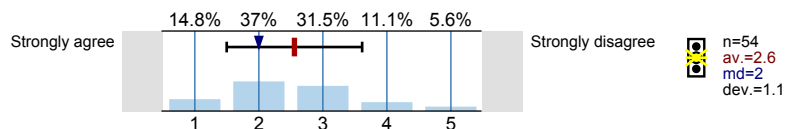
EVALUATION ITEMS

The learner guide was useful in supporting my learning

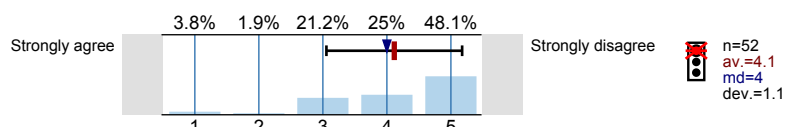


n=52
av.=2.6
md=3
dev.=1.1
ab.=2

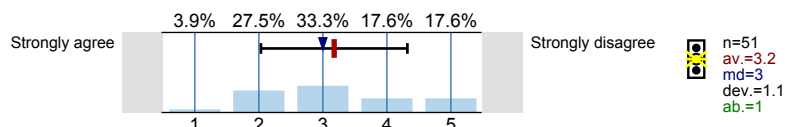
The learning outcomes for this subject were clearly explained to me



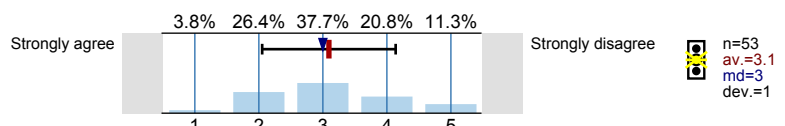
I found the workload for this subject manageable



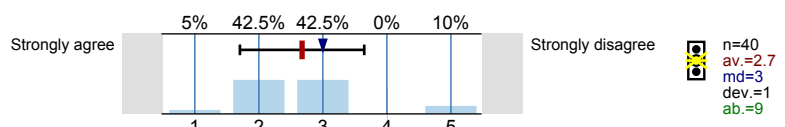
The handouts provided helped me to learn this subject



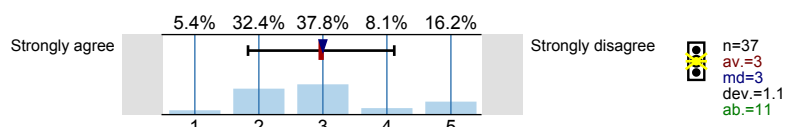
The subject content stimulated me to think critically



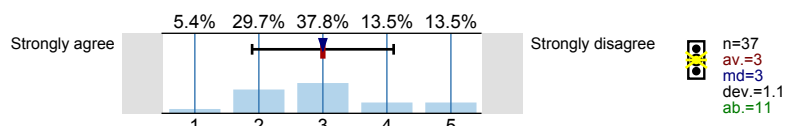
Where practicals were conducted, there was a clear link with theory



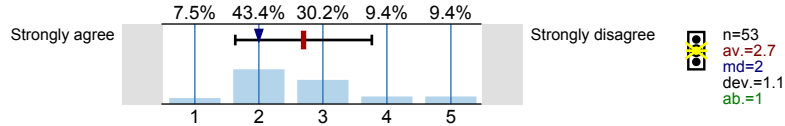
Where practicals were conducted, the facilities were adequate



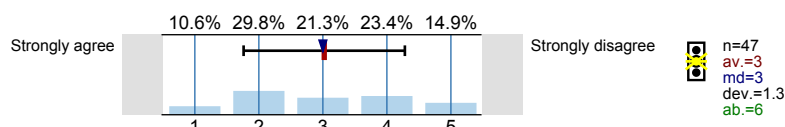
Where practicals were conducted, the equipment was available



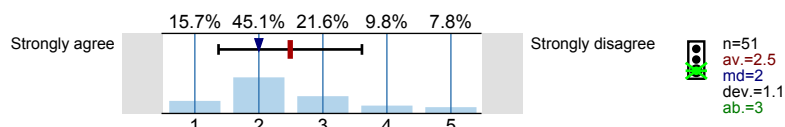
The assessment requirements were clear



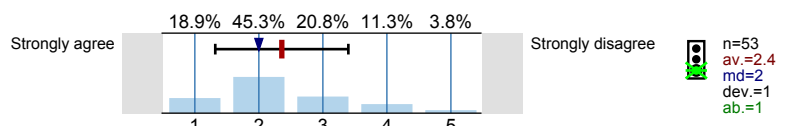
Assessments were marked and returned to me within two weeks of submission



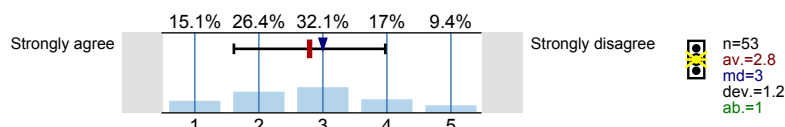
I received useful feedback on my assessments in time to help me improve



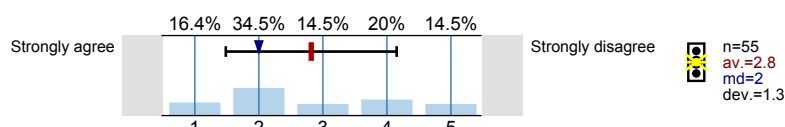
Library resources supported my learning



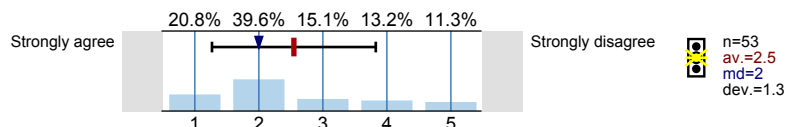
Library resources were adequate for this subject



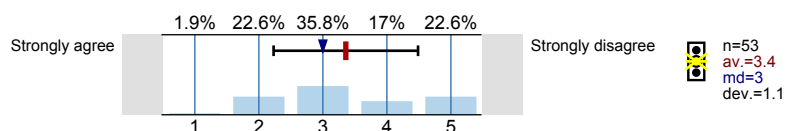
I had access to library resources when it was needed



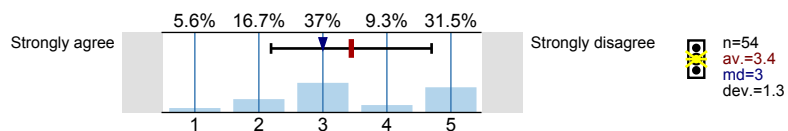
I had access to a computer at DUT when it was needed



This subject met my expectations

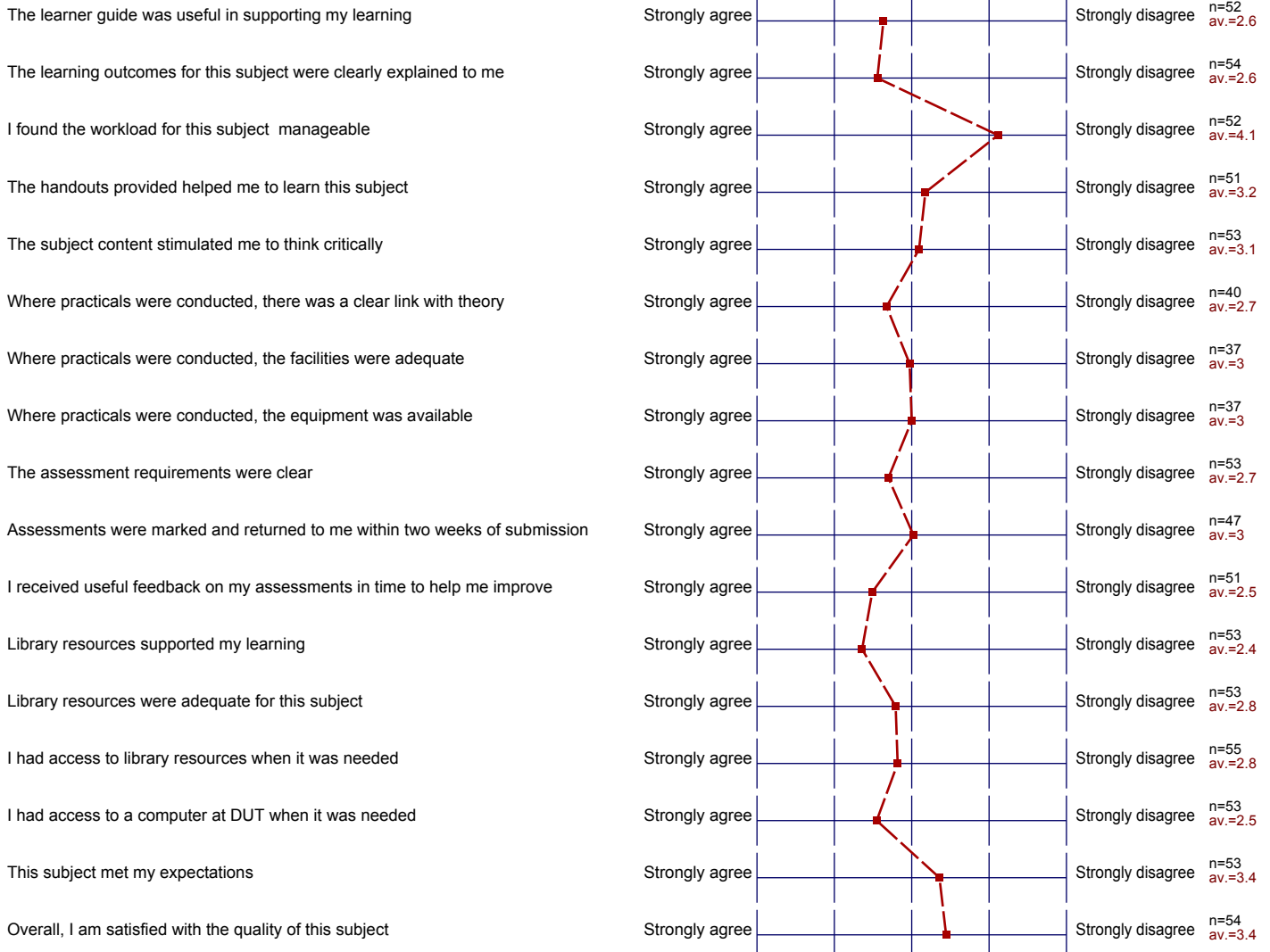


Overall, I am satisfied with the quality of this subject



Profile

Subunit: Faculty of Health Sciences
 Name of the instructor: Radiography
 Name of the course: Radiographic Pathology 2
 (Name of the survey)



Profile

Subunit:	Faculty of Health Sciences
Name of the instructor:	Radiography
Name of the course: (Name of the survey)	Radiographic Pathology 2

EVALUATION ITEMS



av.=2.9

QUALITATIVE QUESTIONS

What did you like most about this subject?

Absolutely nothing! It is very educational in our career but the way it is ~~taught~~ lectured does not stimulate me to want to learn it.

WHAT THE SUBJECT IS ABOUT,

It helped me learn more about the Human Body, its functions, and how we need to know these things being in the medical field.

being introduced to new learning system.

NOTHING!

The content of this subject, it is very interesting ~~to~~ to learn about the human body and how it affects us.

EXPLORING ALL THE DISEASES OF THE HUMAN BODY.

>The fact that its interesting and relates to my field of study.

THE SUBJECT IS VERY INTERESTING, IT MAKES YOU WANT TO LEARN MORE.

I enjoy the content of this subject, it is highly interesting.

The internet access during the lesson provides different resources to use related to the topic discussed.

To be honest NOTHING!

NOTHING, TO MUCH WORKLOAD AND NOT ENOUGH SUPPORT WHEN IT COMES TO TESTS.

It may have been a bit difficult but the material given was helpful and I was able to critically look @ x-ray images with ability to see.

It is interesting to learn about different kinds of diseases that we come across while at hospital.

It actually helped me with the ~~im~~ applications of computers.

It helped me to become more familiar with & understand terms used in the clinical environment.

It educated me about the diseases I have to be aware about in my profession.

It helps us as students to be more critical in the clinical environment when patients present with common conditions.

It is very useful with the information that is need in the Hospital environment.

IT IS INSIGHTFUL AND INFORMATIVE AND HELPS US TO UNDERSTAND THE CONDITIONS WE ENCOUNTER IN THE HOSPITALS.

Learning diff. pathologies was very interesting and gave me a broader aspect of what I see and how I look at my x-ray images.

It is a very difficult subject, with a lot of work and complicated concepts.

The content, learning something new,

It is interesting

-It's interesting

Nothing.

I didn't like anything besides creating the video, I think that's going to be fun

It is CHALLENGING.
NOTHING.

I'm learning more about the subject as it helps me to learn more about different diseases and this has a link to my practice on the hospital

It doesn't require too much thinking. If you know how to apply and being able to identify the diseases.

Only thing is that it shows explanation of how people get sick and healing.

Pathology is very nice and it's straight forward because we learn everything that we do in everyday if we in the work integrated learning stations (hospitals)

It is useful for use in the hospital environment. It was a clear link of theory and practice.

GOT ME TO THINK BEYOND THE IMAGE, IT HELPED ME TO DIFFERENTIA B/TWN NORMAL + ABNORMAL

Not too sure to be honest

It teaches me about the different diseases.

Appreciating the ability to be able to learn the things that I need to know. Being able to learn from a professional who is an expert.

Not much.

It is interesting to learn

I enjoy pathology in terms of the knowledge that I have gained.

I like that I gain more information & improved my knowledge

It is linked to the things we see at hospital and help us to understand what we are doing in examination.

Nothing!

What would you like to see improved in this subject?

EACH SECTION SHOULD BE EXPLAINED THOROUGHLY AND HANDOUTS GIVEN

The manner in which it is lectured.

THE METHOD OF
HARD COPIES OF THE MOST IMPORTANT NOTES NEED TO BE
GIVEN TO STUDENTS.

I prefer if homework was given to individuals and not as groupwork. The part where we have to present to the class is not only frustrating but most of the learners are preoccupied and do not pay attention.
I cannot study if I don't have study material which is real.

MAKE EASIER TO BE MANAGEABLE:

THE WAY THE SUBJECT IS LECTURED!
THE AMOUNT OF INFORMATION HANDLED OUT!!!!

MORE LINK WITH PRACTICALS AND ACTUAL
RADIOGRAPHS

NEW METHODS FOR ASSIGNMENTS. MORE CLEAR INSTRUCTIONS AND EXAMPLE
ON HOW TO GO ABOUT DOING ~~AT~~ TASKS.

ALot of things, the way the lecturer lectures, the hours of
one subject being @ so Long.
using online learning is highly annoying because information
is everywhere which makes thing confusing.

IMPROVING THE BLACKBOARD SYSTEM, OR REMOVING IT AND
INTRODUCING ANOTHER METHOD OF TEACHING. AS THE RESOURCES
ARE NOT EASILY OBTAINABLE FROM THE BLACKBOARD.

I do not enjoy using Blackboard - I also do not
using the programs & software that are
required to perform all the tasks. The
lectures should be more conventional.

A clear understanding of the subject with less important detail taken out and only relevant detail taught.

EVERYTHING! I am suffering! Pathology is hard but the teaching method is the worst! Blackboard is a nightmare.

• everything!! It is too much to handle.

WORKLOAD SHOULD BE CUT-DOWN TO A MANAGEABLE RATE.
TO MANY INFO ON BLACKBOARD MAKE LEARNING IMPOSSIBLE.
BLACKBOARD IS USELESS. ..

Online learning must stop.

workload is too much
Too much self study so we
don't know if we learning the
right information or not.

I would like to see uses of computers be available
because we use computers the most for this subject.

I would prefer straight forward lectures without having to refer to the online classroom.

That we only be taught things that are relevant to our career because the workload is a lot and we are usually only tested on 50% of the work we are taught.

The workload is just too much if not cut down the volume then at least allow more time at campus.

LESS SOURCES OF INFORMATION, IT FEELS AS IF WE ARE ~~BLOWING~~ HAVING TO REFER TO SO MANY BOOKS AND SITES

Less sources used would be less confusing and better so we can learn sufficient work from a few sources ~~and~~ as it is hard to learn from multiple or rather too many at once.

Online learning,

Like to just use one text book to get information, jump between three text books increases the pressure and confusion pertaining to the relevance of this subject. Also it is a waste of money to purchase 3 text books for

The workload should be reduced. Maybe split into two years and not one.

It should be made more exciting.

I workload should decrease abit. Its too much.

I HATE BLACKBOARD! IF WE ALL HAD ACCESS TO INTERNET, IT WOULD BE CONDUCIVE TO STUDYING BUT SEEING THAT WE ALL DONT I DONT THINK ITS FAIR TO ALL OF US.

REDUCED WORKLOAD

- RELEVANT WORK TO BE TAUGHT TO US, WE DONT REALLY NEED TO KNOW SO MUCH OF DETAIL,
- NO BLACKBOARD!!!
- NO GROUP WORK.

THE WORKLOAD, ~~WE~~ LESS GROUP WORK, I DONT SEE REASON TO ACHIEVE A MARK WHICH SHOWS AN INCORRECT REFLECTION OF MY ABILITIES. I DETEST GROUP ASSIGNMENTS, WE ~~B~~ ALL NEVER EQUALLY SHARE THE WORK

I would like the lecture ~~not~~ to use Prescribe Book more than other books ~~the~~ thought their useful because their more Confusing to me.

The methods of teaching

Uses of one core book subject not moving at the same time.

2. split test so that we all can pass

3. have an access to library.

Resources must be changed e.g. online

If we can get more past year assesses to help with the learning and many get study groups from other students

The workload is too much and the time is not enough.

QUIT THE BLACKBOARD AND GO BACK TO THE OLD SYSTEM OF LECTURING.

I'd like more board work not online and also that we need handouts.

Workload to be reduced. ~~If can~~

There is too much work and plus we get assignments.

Work load managed better. Proper explanation of what is needed from us. Stick to one text book.
Group work is stupid

The workload.

The teaching technique.

The assessment style.

Groupwork & blackboard.

The Relevant scope must be handed out without
Relevant information.

To have 1 prescribed book and have less group work. The online thing is also helping us.

There are no handouts! No notes to learn from! Staring at a computer gives me headaches and I am not rich enough to afford to print the ~~notes~~ work from the online classroom. I hate this subject!